

FLIP Antibody
Catalog # ASC10029**Specification**

FLIP Antibody - Product Information

Application	WB, IF, ICC, E
Primary Accession	O15519
Other Accession	AAC51622 , 2253679
Reactivity	Human, Mouse, Rat
Host	Rabbit
Clonality	Polyclonal
Isotype	IgG
Calculated MW	55 kDa KDa
Application Notes	Flip antibody can be used for detection of FLIP by Western blot at 1 µg/mL. A 55 kDa band can be detected. Antibody can also be used for immunocytochemistry starting at 10 µg/mL. For immunofluorescence start at 10 µg/mL.

FLIP Antibody - Additional InformationGene ID **8837****Other Names**

FLIP Antibody: CASH, FLIP, MRIT, CLARP, FLAME, Casper, FLAME1, c-FLIP, FLAME-1, I-FLICE, c-FLIPL, c-FLIPR, c-FLIPS, CASP8AP1, CASH, CASP8 and FADD-like apoptosis regulator, Caspase homolog, CASP8 and FADD-like apoptosis regulator

Target/Specificity

CFLAR; Antibody recognizes the FLIPa only.

Reconstitution & Storage

FLIP antibody can be stored at 4°C for three months and -20°C, stable for up to one year. As with all antibodies care should be taken to avoid repeated freeze thaw cycles. Antibodies should not be exposed to prolonged high temperatures.

Precautions

FLIP Antibody is for research use only and not for use in diagnostic or therapeutic procedures.

FLIP Antibody - Protein Information**Name** CFLAR**Synonyms** CASH, CASP8AP1, CLARP, MRIT**Function**

Apoptosis regulator protein which may function as a crucial link between cell survival and cell death pathways in mammalian cells. Acts as an inhibitor of TNFRSF6 mediated apoptosis. A

proteolytic fragment (p43) is likely retained in the death-inducing signaling complex (DISC) thereby blocking further recruitment and processing of caspase-8 at the complex. Full length and shorter isoforms have been shown either to induce apoptosis or to reduce TNFRSF-triggered apoptosis. Lacks enzymatic (caspase) activity.

Tissue Location

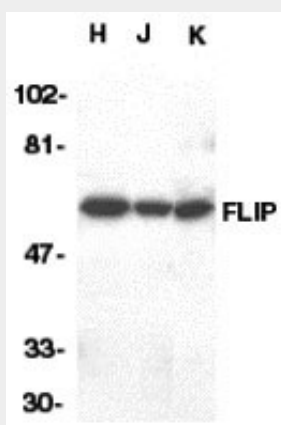
Widely expressed. Higher expression in skeletal muscle, pancreas, heart, kidney, placenta, and peripheral blood leukocytes. Also detected in diverse cell lines. Isoform 8 is predominantly expressed in testis and skeletal muscle

FLIP Antibody - Protocols

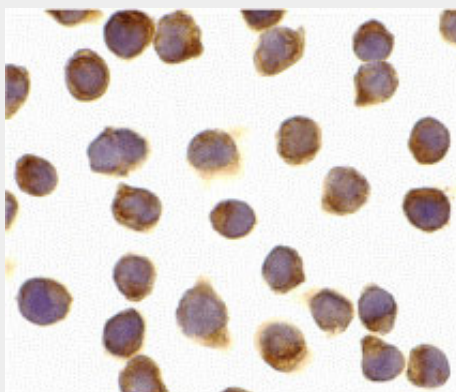
Provided below are standard protocols that you may find useful for product applications.

- [Western Blot](#)
- [Blocking Peptides](#)
- [Dot Blot](#)
- [Immunohistochemistry](#)
- [Immunofluorescence](#)
- [Immunoprecipitation](#)
- [Flow Cytometry](#)
- [Cell Culture](#)

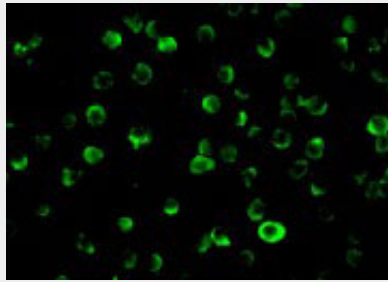
FLIP Antibody - Images



Western blot analysis of FLIP in HeLa (H), Jurkat (J), and K562 (K) whole cell lysate with FLIP antibody at 1:1000 dilution.



Immunocytochemistry of FLIP in Jurkat cells with FLIP antibody at 10 µg/mL.



Immunofluorescence of FLIP in Jurkat cells with FLIP antibody at 10 µg/mL.

FLIP Antibody - Background

FLIP Antibody: Apoptosis is related to many diseases and induced by a family of cell death receptors and their ligands. Cell death signals are transduced by death domain (DD)- containing adapter molecules and members of the ICE/CED-3 protease family. Caspases-8 (FLICE) and -10 (FLICE2) are two pivotal members in the ICE/CED-3 protease family. FLICE-inhibitory proteins were identified in virus and human and designated v-FLIPs and FLIP, respectively. The human FLIP was also cloned by several labs independently and termed Casper, I-FLICE, FLAME-1, CASH and CLARP3-7. FLIP contains two death effector domains (DEDs) and a caspase-like domain. FLIP interacts with adapter protein FADD and caspase-8 and 10, and potently inhibits apoptosis induced by all known death receptors. Four splice variants of c-FLIPs have been identified and termed FLIPalpha, beta, gamma, and delta, respectively.

FLIP Antibody - References

Thome M, Schneider P, Hofmann K, et al. Viral FLICE-inhibitory proteins (FLIPs) prevent apoptosis induced by death receptors. *Nature* 1997;386:517-521
Irmeler M, Thome M, Hahne M, et al. Inhibition of death receptor signals by cellular FLIP. *Nature* 1997;388:190-195
Shu HB, Halpin DR, Goeddel DV. Casper is a FADD- and caspase-related inducer of apoptosis. *Immunity* 1997;6:751-763
Hu S, Vincenz C, Ni J, Gentz R, Dixit VM. I-FLICE, a novel inhibitor of tumor necrosis factor receptor-1- and CD-95-induced apoptosis. *J Biol Chem* 1997;272:17255-17257